




An English Classroom in a Saudi Public School

MY CLASSROOM

Prepared by : Azizah al-Fawaz

Supervised by :Maha al-koud




I started working on My Classroom at the beginning of the year ,later on I had a chance to attend The AELTA- Middle East Teacher Training Pilot Project ;Funded by: US Embassy/MEPI

This helped me in developing some of my ideas which you will see here . As a sixth grade teacher, attending this course provided me with many new ideas which I will hopefully apply .


Riyadh , Saudi Arabia March 2005

How do you increase students' interest and involvement?





$$1 \times 1 = 1$$
$$1 \times 2 = 2$$
$$1 \times 3 = 3$$





My classroom doesn't look like this.





**Class design helps in lesson organization and in classroom management.*

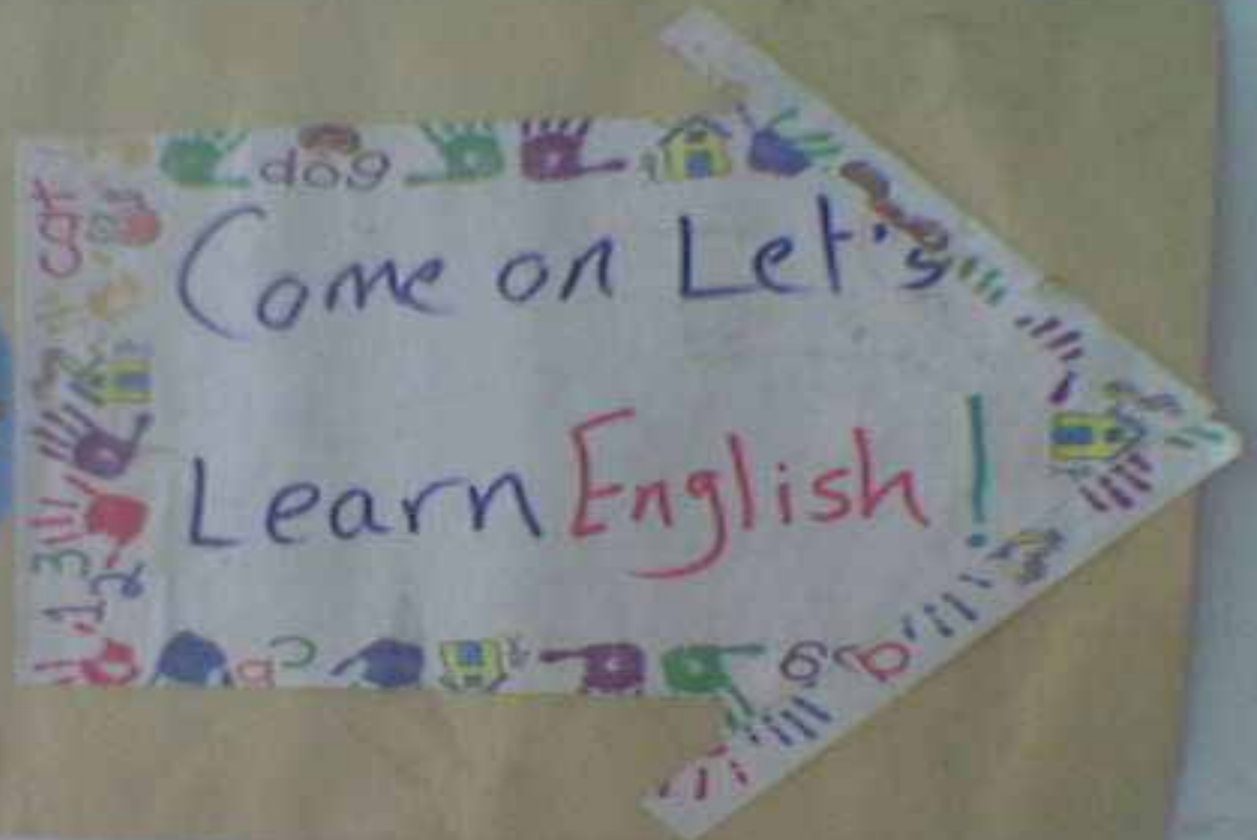
**Students work cooperatively easily.*

**Class environment includes visuals and manipulative.*

**Its goal is to increase the English speaking, reading and writing skills.*



An organized classroom area can help control students behavior.




Use posters to guide students through the use of simple language.




Adding your own personal touches will result in a classroom setting which stimulates daily learning across the curriculum.




10-12 year old characteristics

- *Short attention span ■
 - *Knowledge of the world ■
growing
 - *still children ■
 - *More cooperative with peers ■
 - *Developing own learning ■
strategies
- 



Classroom setting ■
Surround students with visuals and you will be very happy to notice how quickly they begin to use them for their own purpose.

Include more visuals daily or weekly ■
and enjoy how their knowledge is enhanced.





Peripheral learning

You need to stimulate the peripheral perception .

- * Hang words on the wall or on some real objects or parts of the classroom .
- * List frequently used words.
- * Create the zoo -wall display.
- * Motivate students visually put things in front of them to have them think .



Learning involves both focused attention and peripheral perception



Displaying the colorful alphabet familiarizes the students with the English alphabet and it helps a lot in reminding them of vowels and consonants.



Students contributions in classroom wall displays promote their learning independence and involve different skills.



Students learn more easily by touching and manipulating objects



Display children's work on their eye level using a bulletin board.

My Family

grandfather - grandmother - uncle - aunt



Ali

This is my grandfather.
His name is Fahad.
He is 68 years old.

This is my grandmother.
Her name is Sarah.
She is 55 years old.



grandmother / grandfather



mother



father



uncle
(Aunt Ali)



aunt
(Uncle Sarah)



Ali



Sarah



Amina

This is my son.

This is my daughter.



The helper would put the aids back in their place after being used.



These simple actions have a great effect on students ; they encourage them and increase their self confidence.



Be sure to include a library or a book corner.